

120×40×160 CM
160×40×120 CM
160×40×160 CM
120×40×200 CM
160×40×200 CM

DESCRIPTION

The versatility of the shelving unit designed by Regular Company, which not only serves as a functional storage solution but can also double as a room divider. Defined by its dramatic use of line and impeccable balance, this solid creation seamlessly merges practicality with sculptural elegance, making it a standout addition to your space. Additionally, explore the option of wall modules available in various sizes to customise your storage and design needs.

PRODUCTION PROCESS

The Soft shelf combines precision and craftsmanship to highlight the natural beauty and strength of solid wood. It starts with selecting high-quality, sustainably sourced timber known for its rich grain and durability. The wood is carefully cut and shaped using advanced machinery, ensuring clean lines and smooth transitions. Expert joinery techniques are used to assemble the structure, providing stability and strength. Attention is given to aligning the wood grain for visual harmony across the panels. The surfaces are hand-sanded and finished with oil or protective treatments, enhancing texture and warmth. Subtle design details, like rounded edges or integrated joints, reflect the brand’s commitment to high-quality craftsmanship. The result is an elegant, functional shelf that blends timeless design with versatility.

PRODUCT TYPE

Shelf

USAGE

Indoor

DISMANTLING OPTION

No

GLIDERS

Felt pads

STOCK ITEMS

No

COUNTRY OF ORIGIN

BiH

NOTE

Wall mounting required.
Other modifications and prices on request.
The listed weights are approximate; the weight of each piece depends on its dimensions and the type of wood.

DIMENSIONS

Height: 120,160,200 cm/ 47.24,62.99,78.74 in

Width: 120,160cm/39.37,35.43in

Depth: 40cm/15.74 in

Shelf thickness: 2cm / 0.78cm

Standard foreparts: solid wood

Additional foreparts option: painted

PACKAGING

Stretch wrap + five-layer cardboard box. 1 piece

PACKAGING DIMENSIONS

Height: 125 - 225 cm/ 49.21 - 88.58 in

Width: 125 - 165 cm/49.21 - 64.96 in

Depth: 45 cm/ 17.72 in

WEIGHT

Weight: 46-90 kg

Packaging: 6 - 7.5 kg

MATERIALS

Oak, American and European walnut, elm, cherry, maple, ash

CONSTRUCTION

Solid wood

WOOD FINISHES

Available in a variety of natural oil and soap finishes. Discover more information artisan.ba/materials

CLEANING INSTRUCTIONS

Please download our material care & cleaning instructions through artisan.ba/materials

AMERICAN WALNUT
A01 Natural soap




AMERICAN WALNUT
A03 Natural oil



EUROPEAN WALNUT
A01 Natural soap



EUROPEAN WALNUT
A03 Natural oil




EUROPEAN WALNUT
A04 White oil



EUROPEAN WALNUT WITH KNOTS
A03 Natural oil



OAK
A01 Natural soap



OAK
A03 Natural oil




OAK
A3 Loba white oil



OAK
A04 White pigmented oil



OAK
Wenge oil



OAK
AR1 Jahorina pigment



OAK
Rubio black



OAK WITH KNOTS
A03 Natural oil



ELM
A01 Natural soap



ELM
A03 Natural oil



ELM
A04 White pigmented oil



ELM
AR1 Jahorina pigment




CHERRY
A01 Natural soap



CHERRY
A03 Natural oil



CHERRY
AR4 Dark oil



MAPLE
A01 Natural soap



MAPLE
A04 White pigmented oil



ASH
A04 White pigmented oil



AVAILABLE IN COLORED WOOD.
For more material options please check artisan.ba/materials